

DRG. No.
PCG/ATX/45

DO NOT SCALE OFF DRAWING "IF IN DOUBT ASK".
REPORT ALL ERRORS AND ALTERATIONS.

THIRD ANGLE PROJECTION

MARKING EXAMPLE

PEPPERS GU15 3BT UK
AEMF M20 x M20 CML19ATEX1091U
CML19ATEX4093U IECEx CML 19.0023U
Exdb I Mb / Exdb IIC Gb / Exeb I Mb / Exeb IIC Gb
Ex nR IIC Gc / Exta IIIC Da
Ⓧ I M2 II 1D 2G 3G IP66 / IP68

ADDITIONAL MARKING:-

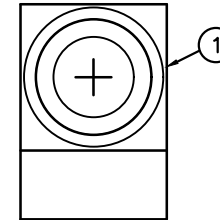
DRAWN RJW
DATE 04/11/15
CHECKED
APPROVED
CAD REF
SCALE N.T.S
ISSUE
1. Original
2. 08/05/18
Protection concepts & cert' no's updated. Note 5 amended & Notes 10, 11, 12, 13 & 14 added.

PRODUCT CODE

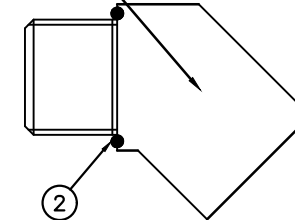
AEXX-X-X-X-00-Size-Size

- Female Thread Size
- Male/Female Thread Size
- Plating
- Certification Order Code
- Body Material
- IP Seal Code
- AEMF Product Type
- AEFF

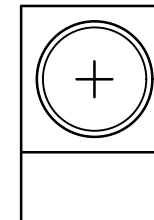
AEMF 45° MxF ADAPTOR / REDUCER



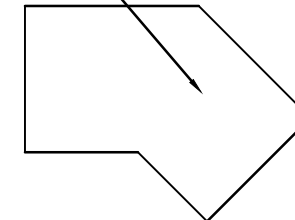
MARKING POSITION



AEFF 45° FxF ADAPTOR / REDUCER



MARKING POSITION



Seal Types, Codes & Materials			
Seal Code	Seal Type & Material	Seal Code	Seal Type & Material
0	No Seal	4	Fluorosilicone O-Ring
1	Nitrile O-Ring	5	VITON O-Ring
2	Neoprene O-Ring	6	EPDM O-Ring
3	Silicone O-Ring		

DRG No. CHART		
Item No.	Description	Drg No.
1	45° M x F Adaptor/Reducer, Metric to Metric	PCG/ATX/45M-1
1	45° M x F Adaptor/Reducer, Metric to NPT	PCG/ATX/45M-2
1	45° M x F Adaptor/Reducer, PIPE to Metric	PCG/ATX/45M-3
1	45° M x F Adaptor/Reducer, NPT to NPT	PCG/ATX/45M-4
2	O-Ring Seal	PCG/ETOR

	Code	Material	Spec. or Drg. No.
Body Material	B	Brass	Drg. No. PCG/MATS/SB
	S	St. Steel	Drg. No. PCG/MATS/SB
	A	Al. Alloy	Drg. No. PCG/MATS/AL
Plating	OO	None	
	NP	Nickel	
	ZP	Zinc	
	AN	Anodised	

Protection Code Certificate Dependant	E	Ex eb I Mb, Ex eb IIC Gb Ex db I Mb, Ex db IIC Gb Ex eb I Mb, Ex eb IIC Gb Ex nR IIC Gc, Ex ta IIIC Da
	F	Or Ex eb I Mb, Ex eb IIC Gb Ex nR IIC Gc, Ex ta IIIC Da

NOTES:

- O-ring seals are not provided on taper threads as standard.
- Unless limited by the temperature of the O-ring, the standard product, at the point of mounting, is approved for use between -100°C to +400°C.
- Aluminium versions are not marked or permitted for Group 1 applications.
- When installed in accordance with Peppers Installation Instructions the standard product will maintain IP66 and IPX8 to a depth of 100 metres for 7 days.
- Product may be manufactured with other male thread forms provided they are in compliance with IEC 60079-1 and minimum wall thickness' are maintained. Alternate threads forms may include, but are not limited to: - PG, BSPP, BSPT, NPSM.
- Maximum plating thickness is 0.008mm.
- Male external thread may be replaced with an internal female thread. These parts are given the designation - AEFF. This part has no o-ring interface seal.
- Second female thread maybe of a reduced thread size and form.
- Certification Order Code 'E' is not applicable to products marked solely with certificate number SIRA 10ATEX4133U.
- Products may be marked with applicable protection concepts for codes E or F.
- Products with internal threads other than Metric and NPT are not marked or permitted for use in Ex db applications. Protection concept code 'F' alternative.
- All thread types have a tolerance of fit equal to or better than a medium fit to ISO 965-1 & ISO 965-3.
- ATEX specific coding is not relevant for products marked for IEC only.
- Male parallel threaded Equipment fitted with silicone or nitrile O-ring, nomenclature part codes '1' and '3' respectively, and marked 'Ex nR' are approved for installations within an 'Ex nR' certified enclosure.

THIS DRAWING IS OF A CERTIFIED COMPONENT, AND NO CHANGES MUST BE MADE WITHOUT REFERENCE TO THE CERTIFYING AUTHORITY.

PEPPERS CABLE GLANDS LIMITED
STANHOPE ROAD, CAMBERLEY, SURREY, UK.
TEL +44 (0)1276 64232, FAX +44 (0)1276 691752

TITLE ATEX RANGE ACCESSORIES
45° ADAPTORS & REDUCERS
SHT 1 OF 1

The design and manufacturing information contained in this drawing is the exclusive right of PEPPERS CABLE GLANDS LTD and must not be copied or used for manufacturing purposes without express authority in writing from the said company.

DRG. No.
PCG/ATX/45
ISSUE 2