



EU Type Examination Certificate CML 19ATEX1345X Issue 0

- 1 Equipment intended for use in Potentially Explosive Atmospheres Directive 2014/34/EU
- 2 Equipment **Type A****, A*L**, A*LC*** and A*RC*** Range of Cable Glands**
- 3 Manufacturer **Peppers Cable Glands Limited**
- 4 Address **Stanhope Road,
Camberley, Surrey,
GU15 3BT
United Kingdom**
- 5 The equipment is specified in the description of this certificate and the documents to which it refers.
- 6 CML B.V. , Chamber of Commerce No 6738671, Hoogoorddreef 15, Amsterdam, 1101 BA, The Netherlands, Notified Body Number 2776, in accordance with Article 17 of Directive 2014/34/EU of the European Parliament and of the Council, dated 26 February 2014, certifies that this equipment has been found to comply with the Essential Health and Safety Requirements relating to the design and construction of equipment intended for use in potentially explosive atmospheres given in Annex II to the Directive.
The examination and test results are recorded in the confidential reports listed in Section 12.
- 7 If an 'X' suffix appears after the certificate number, it indicates that the equipment is subject to conditions of safe use (affecting correct installation or safe use). These are specified in Section 14.
- 8 This EU Type Examination certificate relates only to the design and construction of the specified equipment or component. Further requirements of Directive 2014/34/EU Article 13 apply to the manufacture of the equipment or component and are separately certified.
- 9 Compliance with the Essential Health and Safety Requirements, with the exception of those listed in the confidential report, has been demonstrated through compliance with the following documents:

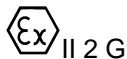
EN IEC 60079-0:2018

EN IEC 60079-7:2015/A1:2018

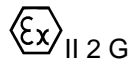
EN 60079-1:2014

EN 60079-31:2014

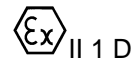
- 10 The equipment shall be marked with the following:



Ex db IIC Gb



Ex eb IIC Gb



Ex ta IIIC Da



**CML 19ATEX1345X
Issue 0**

11 Description

The type A***, A*L**, A*LC*** and A*RC*** range of cable glands is intended for use with any cable type where sealing and retention is required by gripping the outer sheath (this includes armoured/screened/braided cables, the armour/screen/braid being clamped inside the terminating equipment). Construction materials are brass, mild steel, stainless steel or aluminium alloy. Glands are available in a single or double seal configuration and utilise a silicone or neoprene seal. The single seal configuration is available with a compression nut, which will accept either male or female conduit.

Glands are available in the size range 12 to 100 mm with ISO metric entry threads of M12 to M100 respectively. Alternative thread forms are available.

The cable gland range is as follows:

Gland Type:	A*L**				
Available Part No's.:	A	*	L	*	*
		1		B	F
		2		S	E
		3		A	
		4			
Options:	1	Neoprene Seal with Lead Sheath Cable Continuity Washer			
	2	Neoprene Seal			
	3	Silicone Seal			
	4	Silicone Seal with Lead Sheath Cable Continuity Washer			
	A	Aluminium			
	B	Brass material			
	S	316 Stainless Steel material			
	F	Ex d (flameproof) and Ex e (Increased Safety) approvals			
	E	Ex e (Increased Safety) approval only			



CML 19ATEX1345X
Issue 0

Gland Type:	A****				
Available Part No's.:	A	*	*	*	*
		1	LDS	B	F
		2	RDC	S	E
		3	RDF	A	
		4	RDM		
Options:	1	Neoprene Seal with Lead Sheath Cable Continuity Washer			
	2	Neoprene Seal			
	3	Silicone Seal			
	4	Silicone Seal with Lead Sheath Cable Continuity Washer			
	LDS	Fixed Double seal			
	RDC	Double seal with Rotating flexible conduit connector			
	RDF	Double seal with rotating female thread conduit nut			
	RDM	Double seal with Rotating male thread conduit nut			
	A	Aluminium			
	B	Brass material			
	S	316 Stainless Steel material			
	F	Ex d (flameproof) and Ex e (Increased Safety) approvals			
	E	Ex e (Increased Safety) approval only			



CML 19ATEX1345X
Issue 0

Gland Type:	A*LC***					
Available Part No's.:	A	*	LC	*	*	*
		1		H	A	F
		2		F	B	E
		3		M	S	
		4				
Options:	1	Neoprene Seal with Lead Sheath Cable Continuity Washer				
	2	Neoprene Seal				
	3	Silicone Seal				
	4	Silicone Seal with Lead Sheath Cable Continuity Washer				
	H	Single seal with fixed hose connector				
	F	Single seal with fixed female thread conduit connector				
	M	Single seal with fixed male thread conduit connector				
	A	Aluminium				
	B	Brass material				
	S	316 Stainless Steel material				
	F	Ex d (flameproof) and Ex e (Increased Safety) approvals				
	E	Ex e (Increased Safety) approval only				



CML 19ATEX1345X
Issue 0

Gland Type:	A*RC***					
Available Part No's.:	A	*	RC	*	*	*
		1		C	A	F
		2		F	B	E
		3		M	S	
		4				
Options:	1	Neoprene Seal with Lead Sheath Cable Continuity Washer				
	2	Neoprene Seal				
	3	Silicone Seal				
	4	Silicone Seal with Lead Sheath Cable Continuity Washer				
	C	Single seal with rotating flexible conduit connector				
	F	Single seal with rotating female thread conduit connector				
	M	Single seal with rotating-male thread conduit connector				
	A	Aluminium				
	B	Brass material				
	S	316 Stainless Steel material				
	F	Ex d (flameproof) and Ex e (Increased Safety) approvals				
	E	Ex e (Increased Safety) approval only				



**CML 19ATEX1345X
Issue 0**

Type A*L**, A*LC**, A*LDS**, A*RCF**, A*RCM**, A*RDF** and A*RDM** Cable Glands:

Glands size	Standard Entry Threads		Outer Sheath	
	Metric	NPT	Min	Max
12	M12	¼"	0.9	6.0
16	M16	3/8"	4.0	8.4
20S	M20	½"	7.2	11.7
20	M20	½"	9.4	14.0
25	M25	¾"	13.5	20.0
32	M32	1"	19.5	26.3
40	M40	1 ¼"	23.0	32.2
50S	M50	1 ½"	28.1	38.2
50	M50	2"	33.1	44.1
63S	M60	2"	39.2	50.1
63	M60	2 ½"	46.7	56.0
75S	M75	2 ½"	52.1	62.0
75	M75	3"	58.0	68.0
80	M80	3"	62.2	72.0
85	M85	3"	69.0	78.0
90	M90	3 ½"	74.0	84.0
100	M100	3 ½"	82.0	90.0



**CML 19ATEX1345X
Issue 0**

Type A*RCC** and A*RDC** Cable Glands

Gland size	Standard Entry threads		Cable outer sheath		Conduit	
	Metric	NPT	Min	Max	I/D Min	O/D Max
12-1	M12	¼"	0.9	5.4	6.8	10.3
12-2	M12	¼"	0.9	6.0	10.2	14.1
12-3	M12	¼"	0.9	6.0	9.1	14.3
12-4	M12	¼"	0.9	6.0	10.9	15.8
12-5	M12	¼"	0.9	6.0	7.8	13.0
16-1	M16	3/8"	4.0	8.4	10.2	14.1
16-2	M16	3/8"	4.0	8.4	10.9	15.8
16-3	M16	3/8"	4.0	8.4	13.0	17.1
20S-1	M20	½"	7.2	11.0	13.0	17.1
20S-2	M20	½"	7.2	11.7	13.9	19.3
20S-3	M20	½"	7.2	11.7	14.6	20.7
20-1	M20	½"	9.4	14.0	16.9	22.3
20-2	M20	½"	9.4	14.0	16.9	23.8
20-3	M20	½"	9.4	14.0	18.7	24.8
20-4	M20	½"	9.4	14.0	20.7	28.3
20-5	M20	½"	9.4	14.0	13.9	19.3
25-1	M25	¾"	13.5	20.0	23.7	31.3
25-2	M25	¾"	13.5	19.0	21.1	26.8
25-3	M25	¾"	13.5	19.0	25.0	31.3
25-4	M25	¾"	13.5	20.0	20.7	28.3
32-1	M32	1"	19.5	26.0	28.1	33.3
32-2	M32	1"	19.5	26.3	30.4	40.8
32-3	M32	1"	19.5	26.3	30.4	38.8
40-1	M40	1 ¼"	23.0	32.2	36.4	46.8
40-2	M40	1 ¼"	23.0	32.2	36.4	44.8
40-3	M40	1 ¼"	23.0	32.2	37.6	45.3
50S-1	M50	1 ½"	28.1	38.2	48.4	55.8
50-1	M50	2"	33.1	44.1	48.4	55.8
63S-1	M63	2"	39.2	50.1	57.5	64.8
63-1	M63	2 ½"	46.7	53.6	57.5	64.8



**CML 19ATEX1345X
Issue 0**

Notes:

Sira 01ATEX1272X, Sira 09ATEX1221X and IECEx SIR 07.0096X are superseded by certificates CML 19ATEX1345X, CML 19ATEX4109X and IECEx CML 19.0103X.

The product covered by Issue 0 of this certificate remains identical to that previously covered by Sira 01ATEX1272X, Sira 09ATEX1221X and IECEx SIR 07.0096X.

Where Sira 01ATEX1272X and/or Sira 09ATEX1221X and/or IECEx SIR 07.0096X is specified in other product certification, or other technical specifications, this certificate reference for the product shall be used in its place; updating of the other product certificate or technical specification is not required.

12 Certificate history and evaluation reports

Issue	Date	Associated report	Notes
0	8 Oct 2019	R12627A/00	The issue of prime certificate.

Note: Drawings that describe the equipment or component are listed in the Annex.

13 Conditions of manufacture

None.

14 Specific Conditions of Use (Special Conditions)

The following conditions relate to safe installation and/or use of the equipment.

- 14.1 The A****, A*L**, A*LC*** and A*RC*** Range of Cable Glands shall not be used in enclosures where the temperature at the point of entry/mounting exceeds the following.
- 35°C to +90°C for the Neoprene (black) seal variants
 - 60°C to +180°C for the Silicone (white) seal variants
- 14.2 The cable entries are only suitable for fixed installations. Cables must be effectively clamped to prevent pulling or twisting.
- 14.3 The A****, A*L**, A*LC*** and A*RC*** range of cable glands, when installed in accordance with the manufacturer's instructions and with an appropriate enclosure on which they are fixed, are capable of providing an ingress protection of IP66 and IP68 (50 metres, 7 days).
- 14.4 The threaded entry component threads without interface O-ring seals installed in an explosive dust atmosphere, within threaded entries, shall only be fitted into enclosures that have either:
-) parallel entries that will ensure that a minimum of 5 full threads of contact will be maintained, this is in accordance with clause 5.1.2 of EN 60079-31:2014,
 -) tapered entries that will ensure that a minimum of 3 ½ full threads of contact will be maintained, this is in accordance with clause 5.1.2 of EN 60079-31:2014



Certificate Annex

Certificate Number CML 19ATEX1345X
Equipment Type A***, A*L**, A*LC*** and A*RC*** Range of Cable Glands
Manufacturer Peppers Cable Glands Limited

The following documents describe the equipment or component defined in this certificate:

Issue 0

Drawing No	Sheets	Rev	Approved date	Title
PCG/ATX/81AN	1 of 1	7	10 Oct 19	ATEX Component Entry Body Part 81AN
PCG/ATX/81ANT	1 of 1	6	10 Oct 19	ATEX Component Entry Body – NPT/BSPT Threads Part 81AN
PCG/ATX/82N	1 of 1	8	10 Oct 19	ATEX Component Seal Parts 82NI & 82NIS
PCG/ATX/82V	1 of 1	7	10 Oct 19	ATEX Component Seal Parts 82VIN, 82VIS
PCG/ATX/85N	1 of 1	5	10 Oct 19	ATEX Component MID CAP Part 85N
PCG/ATX/87C	1 of 1	3	10 Oct 19	ATEX Component Circlip Part 87C
PCG/ATX/88N	1 of 1	9	10 Oct 19	ATEX Component NUT Part 88N
PCG/ATX/88NF	1 of 1	9	10 Oct 19	ATEX Component Conduit Nut Female Part 88NF
PCG/ATX/88NH	1 of 1	3	10 Oct 19	ATEX Component Hose Connector Part 88NH
PCG/ATX/88NM	1 of 1	8	10 Oct 19	ATEX Component Conduit Nut Male Part 88NM
PCG/ATX/88NR	1 of 1	3	10 Oct 19	ATEX Component Rotator Nut Part 88NR
PCG/ATX/89NC	1 of 1	10	10 Oct 19	ATEX Component Rotating Conduit Nut – Spiral Part 89NC
PCG/ATX/89NF	1 of 1	3	10 Oct 19	ATEX Component Rotating Conduit Nut – Female Part 89NF
PCG/ATX/89NM	1 of 1	3	10 Oct 19	ATEX Component Rotating Conduit nut – Male Part 89NM
PCG/ATX/91A	1 of 1	4	10 Oct 19	Component Skid Washer – Parts 91AS, 91AB, 91ABT
PCG/ATX/91V	1 of 1	6	10 Oct 19	ATEX Component Skid Washer – Parts 91V, 91VB, 91VBT
PCG/ATX/A2L	1 to 3	11	10 Oct 19	ATEX Range Cable Glands for Unarmoured or Armoured Cable A Series Family
PCG/ATX/PEXMP	1 to 1	4	10 Oct 19	Hazardous Area Approved Products – Marking Plan



Certificate Annex

Certificate Number CML 19ATEX1345X
Equipment Type A***, A*L**, A*LC*** and A*RC*** Range of Cable Glands
Manufacturer Peppers Cable Glands Limited

Drawing No	Sheets	Rev	Approved date	Title
PCG/ETDMV	1 to 1	9	10 Oct 19	Standard Thread Chart ATEX Certified Glands Using "M", "V" & "N" Components
PCG/ETOR	1 of 1	12	10 Oct 19	Accessory Component Entry Thread O-ring Seal Part OR
PCG/ETRO	1 of 1	3	10 Oct 19	Entry Thread Components Run Out Specification Parts – 1M, 1MIE, 1V, 31UL, 31V, 61M, 81AN, AR & SP
PCG/LW2	1 of 1	8	10 Oct 19	Accessory Component Continuity Washer Part LW2 For E2**F
PCG/LW3	1 of 1	6	10 Oct 19	Accessory Component Continuity Washer Part LW3 for CR-2, CR-4, A1L & A4L
PCG/MATS/AL	1 of 1	3	10 Oct 19	Standard Materials AL Alloy ATEX Certified Glands Using "M", "V" and "N" Components
PCG/MATS/SB	1 of 1	5	10 Oct 19	Standard Materials ATEX Certified Glands Using "M", "V" and "N" Components
PCG/ORGD	1 of 1	7	10 Oct 19	Component Male threaded Entry Component O-ring Groove Detail