

DRG. No.  
PCG/ATX/SPHH

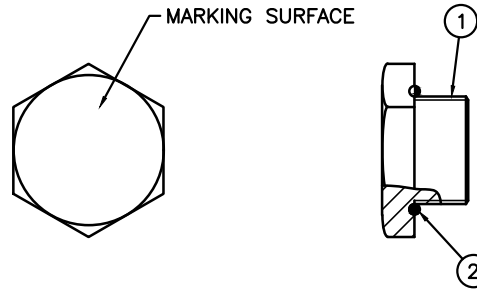
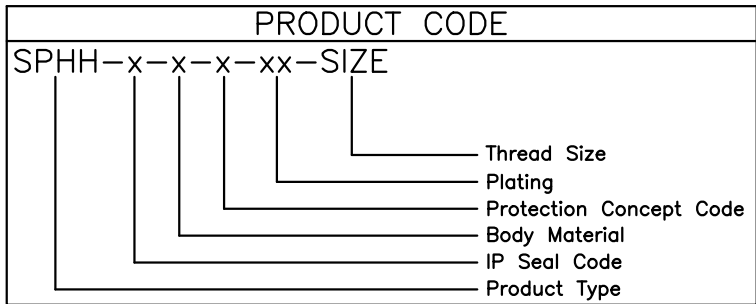
DO NOT SCALE OFF DRAWING "IF IN DOUBT ASK".  
REPORT ALL ERRORS AND ALTERATIONS.

THIRD ANGLE PROJECTION

**MARKING EXAMPLE**

PEPPERS GU15 3BT UK  
SPHH M20 CML19ATEX1089X  
CML19ATEX4092X IECEx CML 19.0022X  
Exdb I Mb & IIC Gb / Exeb I Mb & IIC Gb  
Ex nR IIC Gc / Exta IIIC Da  
Ex IM2 II 1D 2G 3G IP66 / IP68

DRAWN RJW  
DATE 15/04/09  
CHECKED  
APPROVED  
CAD REF PCGATXSPHH  
SCALE N.T.S  
ISSUE  
1. Original  
2. 21/04/2010  
Marking clarification.  
3. 20/03/2014  
Product coding corrected, S-12 drawing added & Thread size table amended.  
4. 08/05/2018  
Protection concepts & cert' no's updated. CSA marking information removed. Thread size table updated. Notes 4 & 7 amended. Notes 9, 10, 11 & 12 added.



IP Seal Types, Codes & Materials			
Seal Code	Seal Type & Material	Seal Code	Seal Type & Material
0	No Seal	5	VITON O-Ring
1	Nitrile O-Ring	6	EPDM O-Ring
2	Neoprene O-Ring		
3	Silicone O-Ring		
4	Fluorosilicone O-Ring		

Thread types	Thread sizes - metal plugs
ISO METRIC	M12*, M16, M20, M25, M32, M40, M50, M63, M75, M80, M85, M90, M100
NPT, NPSM	1/4*, 3/8*, 1/2, 3/4, 1, 1-1/4, 1-1/2, 2, 2-1/2, 3, 3-1/2 and 4 inch
BSPT, BSPP (ISO pipe)	1/4*, 3/8*, 1/2, 3/4, 1, 1-1/4, 1-1/2, 2, 2-1/2, 3, 3-1/2 and 4 inch
PG	7*, 9, 11, 13.5, 16, 21, 29, 36, 42, 48
NF C 68-312	PG48F
ET	1/2*, 5/8*, 3/4, 1, 1-1/4, 1-1/2, 2, 2-1/2 and 3 inch

Body Material	Code		Spec. or Drg. No.
	B	Brass	Drg. No. PCG/MATS/SB
S	St. Steel	Drg. No. PCG/MATS/SB	
A	Al. Alloy	Drg. No. PCG/MATS/AL	
Plating	OO	None	
	NP	Nickel	
	ZP	Zinc	
	TP	Tin	
	AN	Anodised	

DRG No. CHART		
Item No.	Description	Drg No.
1	Stopping Plug, Hexagonal Head - Metric	PCG/ATX/S-4
1	Stopping Plug, Hexagonal Head - NPT/NPSM/BSPT/BSPP	PCG/ATX/S-5
1	Stopping Plug, Hexagonal Head - PG	PCG/ATX/S-6
1	Stopping Plug, Mushroom Head - ET	PCG/ATX/S-12
2	O-Ring Seal	PCG/ETOR


Protection Code Certificate Dependant	E	Ex eb I Mb, Ex eb IIC Gb
	F	Ex db I Mb, Ex db IIC Gb Ex eb I Mb, Ex eb IIC Gb Ex nR IIC Gc, Ex ta IIIC Da Or Ex eb I Mb, Ex eb IIC Gb Ex nR IIC Gc, Ex ta IIIC Da

Associated Approval Documents	
Document	Title
PCG/ATX/PEXMP	Peppers Ex Marking Plan

**NOTES:**

- Unless limited by the temperature of the o-ring, standard product, at the point of mounting, is approved for use between -100°C to +400°C.
- Aluminium versions are not marked or permitted for Group 1 applications.
- When installed in accordance with Peppers Installation Instructions the standard product will maintain IP66 and IPX8 to a depth of 100 meters.
- Product may be manufactured with other thread forms providing they are in conformance with IEC 60079-1.
- Maximum plating thickness is 0.008mm.
- Option with 10mm thread length is not marked or intended for use in Exdb applications.
- Options with parallel threads longer than 10mm length are marked and intended for use in 'F' coded applications.
- Sizes marked with "\*" are not permitted in Aluminium material.
- ATEX specific coding is not relevant for products marked for IEC only.
- Options with taper threads are not marked or intended for use in Exdb applications. Protection concept code 'F' alternative.
- All thread types have a tolerance of fit equal to or better than a medium fit to ISO 965-1 & ISO 965-3.
- Male parallel threaded Equipment fitted with silicone or nitrile O-ring, nomenclature part codes '1' and '3' respectively, and marked 'Ex nR' are approved for installations within an 'Ex nR' certified enclosure.

THIS DRAWING IS OF A CERTIFIED COMPONENT, AND NO CHANGES MUST BE MADE WITHOUT REFERENCE TO THE CERTIFYING AUTHORITY.

 **PEPPERS CABLE GLANDS LIMITED**  
STANHOPE ROAD, CAMBERLEY, SURREY, UK.  
TEL +44 (0)1276 64232, FAX +44 (0)1276 691752

TITLE ATEX RANGE ACCESSORIES  
STOPPING PLUG - HEXAGON HEAD

The design and manufacturing information contained in this drawing is the exclusive right of PEPPERS CABLE GLANDS LTD and must not be copied or used for manufacturing purposes without express authority in writing from the said company.

DRG. No.  
PCG/ATX/SPHH  
ISSUE 4