



## EU Type Examination Certificate CML 19ATEX1089X Issue 0

- 1 Equipment intended for use in Potentially Explosive Atmospheres Directive 2014/34/EU
- 2 Equipment **SPA, SPB, SPMH and SPHH ranges of Stopping Plugs**
- 3 Manufacturer **Peppers Cable Glands Limited**
- 4 Address **Stanhope Road,  
Camberley, Surrey,  
GU15 3BT  
United Kingdom**
- 5 The equipment is specified in the description of this certificate and the documents to which it refers.
- 6 CML B.V., Chamber of Commerce No 6738671, Hoogoorddreef 15, Amsterdam, 1101 BA, The Netherlands, Notified Body Number 2776, in accordance with Article 17 of Directive 2014/34/EU of the European Parliament and of the Council, dated 26 February 2014, certifies that this equipment has been found to comply with the Essential Health and Safety Requirements relating to the design and construction of equipment intended for use in potentially explosive atmospheres given in Annex II to the Directive.
- 7 If an 'X' suffix appears after the certificate number, it indicates that the equipment is subject to conditions of safe use (affecting correct installation or safe use). These are specified in Section 14.
- 8 This EU Type Examination certificate relates only to the design and construction of the specified equipment or component. Further requirements of Directive 2014/34/EU Article 13 apply to the manufacture of the equipment or component and are separately certified.
- 9 Compliance with the Essential Health and Safety Requirements, with the exception of those listed in the confidential report, has been demonstrated through compliance with the following documents:

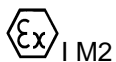
EN 60079-0:2018

EN 60079-1:2014

EN 60079-7:2015+A1:2018

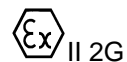
EN 60079-31:2014

- 10 The equipment shall be marked with the following:



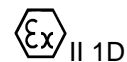
Ex db I Mb

Ex eb I Mb



Ex db IIC Gb

Ex eb IIC Gb



Ex ta IIC Da

\* Refer to description for ambient



CML 19ATEX1089X  
Issue 0

## 11 Description

The Stopping Plugs comprise a cylindrical body, partly threaded at one end with a male thread. They are intended to fill unused cable entries in associated apparatus. The Type SPMH and SPHH Stopping Plugs may also be fitted with an optional O-ring seal.

The products are manufactured with the following external profiles and assigned the following prefix type designations:

SPHH Series	Hexagonal head
SPMH Series	Round dome head, with an external hexagonal socket recess
SPA Series	Round head, with an external face hexagonal socket recess
SPB Series	Round head, with an internal face hexagonal socket recess

The products are manufactured with the following thread form options:

ISO Metric	ISO 965-1:2013 and ISO 965-3:1998 - M12 to M100
NPT and NPSM	ANSI/ASME B1.20.1:1983 (R2001) - ¼" to 4"
BSPP	BS EN ISO 228-1 - ¼" to 4"
BSPT	BS21:1985 - ¼" to 4"
PG	DIN 40430 – 7 / 9 / 11 / 13.5 / 16 / 21 / 29 / 36 / 42 / 48
PG48F	NF C 68-312
ET conduit	BS 31:1940 - 5/8" to 3

Note: All threads are manufactured in accordance with EN 60079-1:2014 clauses 5.3 and C.2.2 (as applicable).

Note: The Stopping Plugs may be manufactured with other threadforms and pitches, provided that they are in accordance with the applicable requirements of EN 60079-1:2014 clause 5.3 and C.2.2.



CML 19ATEX1089X  
Issue 0

### Design Options:

#### O-Ring seals

O-Ring seal materials fitted to male thread forms may be provided in the following materials to suit the application:

Nitrile
Silicone
Viton
Neoprene
Flurorosilicone
EPDM

#### Material of manufacture and marking

The Stopping Plugs may be manufactured from the following materials:

Brass	CW614N (CuZn 39Pb3)/ CZ121 3Pb, Ecobrass C69300/ C87850
Aluminium*	AW6082 T6 AISI 1MgMn
Stainless Steel	1.4404/ 316L S11, 1.4401/ 316 S31, 1.4301/ 304, 1.4305/ 303

\*Not suitable for Group I use

#### Surface coating

The products may additionally be metal plated with either: Nickel, Zinc or Anodised (0.008 mm thick max.) to suit the application.



CML 19ATEX1089X  
Issue 0

## Product Type Reference

The product type reference is derived from the following options:

<b>A-B-C-D-E-F</b>	<b>SPMH and SPHH</b>	
<b>A-B-D-E-F</b>	<b>SPA and SPB</b>	
<b>A - Product Type</b>		
SPMH	Mushroom head stopping plug	
SPHH	Hexagon head stopping plug	
SPA	Type A stopping plug	
SPB	Type B stopping plug	
<b>B - IP Seal code</b>		
0	No seal fitted	(-100°C to +400°C)
1	Nitrile O-ring	(-30°C to +100°C)
2	Neoprene O-ring	(-35°C to +90°C)
3	Silicone O-ring	(-60°C to +200°C)
4	Fluorosilicone O-ring	(-55°C to +200°C)
5	Viton O-ring	(-20°C to +180°C)
6	EPDM O-ring	(-50°C to +110°C)
<b>C - Material of manufacture</b>		
A	Aluminium	
B	Brass	
S	Stainless Steel	
<b>D – Protection concept code</b>		
<b>E - Plating</b>		
--	Not plated	
AN	Anodised	
NP	Nickel Plated	
ZP	Zinc	
<b>F- Thread Size</b>		
	Metric	
	NPT / NPSM / BSPT / BSPP / PG	
	NF C 68-312	
	ET	



**CML 19ATEX1089X  
Issue 0**

### Degree of protection

The Stopping Plugs, when installed in accordance with the manufacturer's instructions, are capable of providing, with an enclosure on which they are fixed, an ingress protection as defined in the table below.

Plug Type	Entry Hole Type	IP6X	IPX6	IPX8*
SPMH parallel thread	Threaded or Clearance	X	X	
SPHH parallel thread	Threaded or Clearance	X	X	
SPA parallel thread	Threaded	X	X	
SPB parallel thread	Threaded	X	X	
SPMH parallel thread with sealing ring	Threaded or Clearance	X	X	X
SPHH parallel thread with sealing ring	Threaded or Clearance	X	X	X
SPMH tapered thread	Threaded or Clearance	X	X	
SPHH tapered thread	Threaded or Clearance	X	X	
SPA tapered thread	Threaded	X	X	
SPB tapered thread	Threaded	X	X	
SPMH tapered thread with sealing ring	Threaded	X	X	
SPHH tapered thread with sealing ring	Threaded	X	X	
SPMH tapered thread with sealing ring	Clearance	X	X	X
SPHH tapered thread with sealing ring	Clearance	X	X	X

\* IPX8 100 m 7 days

When installed in unthreaded clearance holes, SPMH and SPHH stopping plugs shall be secured with an appropriate locknut and installed in accordance with the manufacturer's instructions

### Notes:

- ) Sira 09ATEX1320X, Sira 09ATEX4323X and IECEx SIR 09.0131X are superseded by certificates CML 19ATEX1089X, CML 19ATEX4092X and IECEx CML 19.0022X.
- ) The product covered by Issue 0 of this certificate remains identical to that previously covered by Sira 09ATEX1320X, Sira 09ATEX4323X and IECEx SIR 09.0131X.
- ) Where Sira 09ATEX1320X and/or Sira 09ATEX4323X and/or IECEx SIR 09.0131X is specified in other product certification, or other technical specifications, this certificate reference for the product shall be used in its place; updating of the other product certificate or technical specification is not required.



CML 19ATEX1089X  
Issue 0

## 12 Certificate history and evaluation reports

Issue	Date	Associated report	Notes
0	15 Apr 2019	R12298A/00	Issue of Prime Certificate

Note: Drawings that describe the equipment or component are listed in the Annex.

## 13 Conditions of Manufacture

The following conditions are required of the manufacturing process for compliance with the certification.

- i. Aluminium devices shall not be marked with any information indicating that they are suitable for Group I use.

## 14 Specific Conditions of Use (Special Conditions)

The following conditions relate to safe installation and/or use of the equipment.

- i. The Stopping Plugs shall not be used in conjunction with an adaptor or reducer when installed in a flameproof enclosure.
- ii. When no seal is fitted and the stopping plug is installed in an increased safety (Ex e) enclosure, the user shall ensure that a minimum degree of protection IP54 is maintained.
- iii. The threaded entry component threads without interface O-ring seals that are installed in explosive dust atmospheres, within threaded entries, shall only be fitted into enclosures that have either:
  - ) Parallel entries that ensure that a minimum of 5 full threads of contact will be maintained in accordance with clause 5.1.2 of EN 60079-31:2014.
  - ) Tapered entries that ensure that a minimum of 3.5 full threads of contact will be maintained in accordance with clause 5.1.2 of EN 60079-31:2014.
- iv. The products are approved for a temperature range at their point of mounting based upon the interface seal:

0	No seal fitted	(-100°C to +400°C)
1	Nitrile O-ring	(-30°C to +100°C)
2	Neoprene O-ring	(-35°C to +90°C)
3	Silicone O-ring	(-60°C to +200°C)
4	Fluorosilicone O-ring	(-55°C to +200°C)
5	Viton O-ring	(-20°C to +180°C)
6	EPDM O-ring	(-50°C to +110°C)

## Certificate Annex

**Certificate Number** CML 19ATEX1089X  
**Equipment** SPA, SPB, SPMH and SPHH ranges of Stopping Plugs  
**Manufacturer** Peppers Cable Glands Limited



The following documents describe the equipment or component defined in this certificate:

### Issue 0

Drawing No	Sheets	Rev	Approved date	Title
PCG/ATX/S-1	1 of 1	4	15 Apr 2019	ATEX Range Stopping Plug, Mushroom Head – Metric
PCG/ATX/S-2	1 of 1	3	15 Apr 2019	ATEX Range Stopping Plug, Mushroom Head NPT/NPSM/BSPT/BSPP
PCG/ATX/S-3	1 of 1	3	15 Apr 2019	ATEX Range Stopping Plug, Mushroom Head – PG
PCG/ATX/S-4	1 of 1	3	15 Apr 2019	ATEX Range Stopping Plug, Hexagon Head – Metric
PCG/ATX/S-5	1 of 1	4	15 Apr 2019	ATEX Range Stopping Plug, Hexagon Head NPT/NPSM/BSPT/BSPP
PCG/ATX/S-6	1 of 1	3	15 Apr 2019	ATEX Range Stopping Plug, Hexagon Head – PG
PCG/ATX/S-7	1 of 1	2	15 Apr 2019	ATEX Range Stopping Plug, Type A Parallel – Metric/PG/BSPP/NPSM
PCG/ATX/S-8	1 of 1	2	15 Apr 2019	ATEX Range Stopping Plug, Type A Tapered – NPT/BSPT
PCG/ATX/S-9	1 of 1	2	15 Apr 2019	ATEX Range Stopping Plug, Type B Parallel – Metric/PG/BSPP/NPSM
PCG/ATX/S-10	1 of 1	2	15 Apr 2019	ATEX Range Stopping Plug, Type B Tapered – NPT/BSPT
PCG/ATX/S-11	1 of 1	3	15 Apr 2019	ATEX Range Stopping Plug, Mushroom Head – ET
PCG/ATX/S-12	1 of 1	2	15 Apr 2019	ATEX Range Stopping Plug, Hexagon Head – ET
PCG/ATX/SPA	1 of 1	4	15 Apr 2019	ATEX Range Accessories Stopping Plug – Type A
PCG/ATX/SPB	1 of 1	4	15 Apr 2019	ATEX Range Accessories Stopping Plug – Type B
PCG/ATX/SPHH	1 of 1	4	15 Apr 2019	ATEX Range Accessories Stopping Plug – Hexagon Head
PCG/ATX/SPMH	1 of 1	4	15 Apr 2019	ATEX Range Accessories Stopping Plug – Mushroom Head
PCG/ETOR	1 of 1	12	15 Apr 2019	Entry Thread O-ring seal
PCG/ETRO	1 of 1	3	15 Apr 2019	Entry Thread Components Run Out Specification
PCG/ORGD	1 of 1	6	15 Apr 2019	Component Entry Body O-Ring Groove Detail
PCG/MATS/AL	1 of 1	3	15 Apr 2019	Material specifications – Aluminium
PCG/MATS/SB	1 of 1	5	15 Apr 2019	Material specifications – Brass
PCG/PRE-PLT	1 of 1	2	15 Apr 2019	Pre-plate dimensions
PCG/ATX/PEXMP	1 of 1	4	15 Apr 2019	Marking plan